

# Malaviya National Institute of Technology Jaipur

Jawahar Lal Nehru Marg, Jaipur

302017, Rajasthan



STUDENT

# Registration GUIDE

New UG (B.Tech. & B.Arch.) Entrants - 2025 Batch

Academic Session 2025-2026



# Registration Guidelines

## Admission Procedure in UG Programmes for the session 2025-2026

1. Admission of candidates (Indian Nationals) in UG (B.Tech./B.Arch.) programmes is done through JoSAA (Joint Seat Allocation Authority)/ CSAB (Central Seat Allocation Board). For more details, see the website: <http://josaa.nic.in> / <https://csab.nic.in>.
2. Admission for foreigners in the UG programme is done through DASA (Direct Admissions of Students Abroad) based on JEE Score, for details, see the website: <https://www.dasanit.org>, Study in India program for details, see the website <https://studyinindia.gov.in/admission/login> and ICCR/MEA.

### (A) Registration Schedule

All the UG (B.Tech. & B.Arch.) students admitted through JOSAA/CSAB/DASA/ICCR/SII in the Academic Year 2025-26 in MNIT Jaipur are required to report physically on 20<sup>th</sup> & 21<sup>st</sup> August, 2025 at Vivekanand Lecture Theatre Complex (VLTC) of the Institute for document verification/registration, hostel allotment on the scheduled dates and time slots, as given in the table below :

SCHEDULE OF PHYSICAL REPORTING

Name of the Program	Reporting Date	Time Slot
Electronics & Communication Engineering	20/08/2025 WEDNESDAY	9:30 A.M. to 01: 00 P.M.
Metallurgical & Material Engineering		
Computer Science & engineering	20/08/2025 WEDNESDAY	01:30 P.M. to 05:00 P.M.
Artificial Intelligence & Data Engineering		
Architecture and Planning		
Chemical Engineering	21/08/2025 THURSDAY	9:30 A.M. to 01: 00 P.M
Mechanical Engineering		
Civil Engineering	21/08/2025 THURSDAY	01:30 P.M. to 05:00 P.M
Electrical Engineering		

### (B) Fee

Balance fee/Fee deposition must be done in online mode through MNIT ERP login. ERP login credentials of students will be mailed to the personal email id mentioned by the students on the application form initially. **Students are advised to activate/enable the Net Banking facility as payment charges are lesser in Net Banking than in Debit Card.**

For details of Fee Structure for the Session 2025-2026 see **Annexure-I** and for the procedure to login into MNIT ERP refer to **Annexure-II**.

## Before You Arrive

1. After getting a **STUDENT ID & ERP login credentials** through your personal mail from the Institute, please follow the steps-

- Login into MNIT ERP [**Annexure-II: How to login into MNIT ERP**].

**Fill Admission Form:** To fill out the admission form/update the student profile on MNIT ERP, follow the instructions manual "**How to submit admission form?**" [**Annexure-II**].

- Anti-Ragging Undertaking is to be filled mandatorily by all students. Step by Step Instructions are as Under:-

- a. Please click on the below link to fill an online Anti-Ragging undertaking (in the UNIVERSITY Segment) at Anti- Ragging Portal of UGC. [www.antiragging.in/affidavit\\_registration\\_disclaimer.html](http://www.antiragging.in/affidavit_registration_disclaimer.html)
- b. On submission of Anti-Ragging Undertaking at Anti-Ragging Portal of UGC, students will get a PDF of "Anti-Ragging Affidavit..." on their email.
- c. Anti-Ragging Affidavit by the student" contains a reference number on the top left Corner which is to be filled mandatorily on ERP in the given section and the received PDF is to be sent at [antiragging@mnit.ac.in](mailto:antiragging@mnit.ac.in)
- d. Following details will help while filling the undertaking form
  - i. Institute ID: U0410
  - ii. Director's Name: Prof. Narayana Prasad Padhy
  - iii. College Phone Number (Security supervisor): 9549891442
  - iv. Nearest police Station: Malviya Nagar police station Jaipur-302017

- Using the given credentials, access the MNIT ERP and upload the anti-ragging form.
- Once the anti-ragging form is uploaded on the ERP, Using the given credentials, access the MNIT ERP to pay the balance fees (refer Annexure-I for Fee Structure) through online mode by following the steps given in Annexure-III. To pay hostel fees, follow the steps given in Annexure-IV. (Please ensure that while making payments through a debit card, a sufficient transaction limit is available. You can also make payment through net banking facility as payment charges are lesser in net banking than debit cards).
- **A fee payment verification link** will be activated to avoid double payment. In case the amount is deducted from the bank account of the student, but the transaction ID is not updated on ERP, the students, before making the payment again, are advised to confirm the payment status using the Payment Verification Link (available in actions of fee challan). If you have already paid the fees in advance, ignore this step.
- A **Provisional admission letter** must be downloaded from the MNIT ERP after the fee payment.
- After downloading the provisional letter, the student can apply for an Institute ID card on the ERP by following the steps given in Annexure V. Submission of complete details for the ID card is mandatory.

2. List of documents required at the time of physical reporting is given in Annexure-VI. The self-attested hard copies of these documents are to be submitted to the Institute along with the printed Admission Form. Therefore, to save time, please bring hard copies of all the documents in sequence while coming for the physical reporting. Further, note that you must upload all the listed documents on the MNIT ERP as well by following the steps given in Annexure- VII.

**Note 1: It is mandatory to complete the ONLINE registration (by following the above- mentioned steps) on MNIT ERP before you arrive at MNIT Jaipur for Physical Reporting; otherwise, your Physical Reporting will not be entertained on the scheduled dates.**

**Note 2: Important contact details of different office bearers of the Academic Section, Hostel Office, Student Welfare office, and Banks are given on Page No. 18 & 19.**

## (C) How to Reach MNIT Jaipur

The Institute is located south of Jaipur in Malaviya Nagar on Jawahar Lal Nehru Marg. The nearest railway station is Gandhinagar Railway Station, approximately 2 KM from MNIT. The main railway station and Bus stand are approximately 10 KM from the Institute. The Airport is about 3 KM away. Frequent city transport and private transport services are available for the Institute from every point of the city. The list of nearby hotels is given on Page No.21 and the campus map is given on Page no. 22.

### Physical Reporting Process After Arrival at MNIT

Report at Reception Desk at VLTC Porch to obtain the registration kit containing (the welcome booklet, file, food coupon, etc.)



Move to the Waiting Hall & Arrange your Documents in proper sequence as per Annexure-VI and get your Priority No.



Move to the Registration Hall as per your Priority Number for document verification and getting the signed Provisional Admission Letter



Hostel Allotment\* after Provisional Admission letter

\*Depends on the availability and hostel allotment policy.

## (D) Commencement of Classes

After a campus tour of MNIT on **21<sup>st</sup> August 2025**, the regular classes are schedule to commence from **22<sup>nd</sup> August, 2025**. The Academic Calendar and the time-table of classes will be displayed on the Institute Website.

## (E) Orientation Programme

The orientation program will be held during **29<sup>th</sup> to 31<sup>st</sup> August 2025**. The detailed schedule of the Orientation programme will be provided at the time of physical reporting.



## Information Regarding Hostel Allotment

It is stated that accommodation will be provided on first come first serve basis in hostels/bhawans as per availability of hostel/bhawans. The students has to deposit the hostel fee as mentioned below through the online process as mentioned in Annexure V before arrival for reporting.

<b>Mess Advance per semester &amp; adjusted in the Mess Bill at the actual time of leaving hostel</b>	<b>Rs. 25,000/-</b>
<b>Hostel Caution money for new entrants to be deposited only at the first time of allotment of hostel (Refundable)</b>	<b>Rs. 12,000/-</b>
<b>One Time Admission fee for Hostel &amp; Mess (Non Refundable)</b>	<b>Rs. 3,000/-</b>
<b>Room Rent, Light &amp; Water Charges per semester</b>	
<b>Room Rent charge : 6000/-</b>	<b>Rs. 12,000/-</b>
<b>Light &amp; Water Charges : 6000/-</b>	
<b>Total</b>	<b>Rs. 52,000/-</b>

**Step-1: Willingness**-During the filling of the Admission Form in ERP (**Annexure-II**), the student may give his/her willingness by selecting the option "Hosteller" out of "Day Scholar / Hosteller" under the tab Student Details. The hostel will be allotted randomly in terms of branch and state of domicile to all willing students who are not from Jaipur (City).

**Step-2: Fee Payment** – Those students who have been allotted hostel room can deposit the hostel fee online (only) as shown in Annexure-IV. The Portal for depositing hostel fees shall be opened from 08/08/2025 and shall be closed on 25/08/25. Students may deposit the hostel fee through Internet Banking Debit/Credit Card or Demand Draft in favour of MNIT Mess Council, payable at Jaipur. Hostel fees in cash shall not be entertained in any case.

**Step-3: Intimation of Hostel Room Number**– After receipt of the hostel fees, the hostel office will intimate the student about the **Hostel Room Number by mail** through ERP within 24 hours.

**Step-4: Possession of Hostel Room:** Upon arrival on the campus, the student can check in his/her room 24×7 basis by showing the allotted hostel room email on mobile phone along-with a Govt. Approved ID Card. Phone numbers of the respective Caretaker(s) and Warden(s) are written at the reception of each hostel as well as at the Institute portal. Those students who face problem with timely submission of willingness/fee payment and or pay through DD/Education loan/NEFT can approach Hostel Office Desks during registration process on 20<sup>th</sup> & 21<sup>st</sup> August 2025 or visit Hostel Office upon their arrival on the campus for Hostel Room allotment during working hours (10:00 AM-6:00 PM, Monday-Saturday).

Students who are allotted a hostel room but are from Jaipur (city) will be asked to surrender their hostel rooms and apply for refund. Hostel fees in cash shall not be entertained in any case. Students who are allotted a hostel room but are **not willing** to take possession, are required to intimate the same to the hostel office through an email to [hosteloffice@mnit.ac.in](mailto:hosteloffice@mnit.ac.in); otherwise, the diet charges would be applicable and for which student shall be liable. Request for a **change of hostel/room shall not be entertained in any case.**

## MALAVIYA NATIONAL INSTITUTE OF TECHNOLOGY JAIPUR

## Fee Structure for B. Tech. students admitted in the session 2025-26

TUITION FEE

S. No.	Head of Fee	Odd Semester & Even Semester			
		GENERAL/OBC			SC/ST/P H
		Most Economically backward students (Income Below 1 Lac)	Other Economically backward students (Income 1 Lac to 5 Lac)	Income Above 5 Lac	All
1.	Tuition Fee per Semester	0	20,834.00	62,500.00	0

INSTITUTE FEE

S. No.	Head of Fee	Odd Semesters	Even Semesters
		For All Category Students (in Rupees)	For All Category Students (in Rupees)
A. Registration Fee			
1.	Registration Fee	1000.00	1000.00
	Total (A)	1000.00	1000.00
B. Institute Fee			
2.	Development	2400.00	2400.00
3.	Library & Book Bank	1750.00	1750.00
4.	Computer, Internet and Digital Communication Fee	4000.00	4000.00
5.	Sports	1000.00	1000.00
6.	Tech Fest & Creative Arts Society	1800.00	1800.00
7.	Students Welfare	1000.00	1000.00
8.	Industrial Training, Internship & Placement	2000.00	2000.00
9.	Examination	1000.00	1000.00
10.	Laboratory & Project Fees	2000.00	2000.00
11.	Alumni Activity Fee	1500.00	1500.00
	Total (B)	18450.00	21450.00
C. One Time Payment at Admission			
13.	Institute Caution Money (refundable) (for All)	15000.00	--
14.	Identity Card Charges	100.00	--
15.	Final Degree Certificate Fee (not refundable)	1500.00	--
	Total (C)	16600.00	--
D. Group Insurance			
16.	Insurance Fee (Annual)	787.06	--
	Total (D)	787.06	--
	Total (A+B+C+D)	36837.06	19450.00

**Note:**

1. **An additional fee under the name of Alumni Association Membership of Rs. 1000/- would be charged in the (8th) semester.**
2. Any revision in fee by the Competent Authority will be applicable.
3. Students are required to deposit the balance of fee through online mode (preferably net banking) vide MNIT ERP portal at the time of admission. However, in special circumstances, the fee may be deposited through debit card, draft, etc., in the name of the Registrar, MNIT Jaipur, payable at **Jaipur**.
4. Income category will be decided on the basis of the **annual family income** (from all sources) certificate issued by the authority designated for issuing income certificate by the Government of India.
5. Alumni Association Membership Fee would be transferred to the Alumni Association account as collected.

## Annexure-I (Contd...)

### Fee Structure for B. Arch. students admitted in the session 2025-26

#### TUITION FEE

S. No.	Head of Fee	Odd Semester & Even Semester			
		GENERAL/OBC			SC/ST/P H
		Most Economically backward students (Income Below 1 Lac)	Other Economically backward students (Income 1 Lac to 5 Lac)	Income Above 5 Lac	All
1.	Tuition Fee per Semester	0	20,834.00	62,500.00	0

#### INSTITUTE FEE

S. No.	Head of Fee	Odd Semesters	Even Semesters
		For All Category Students (in Rupees)	For All Category Students (in Rupees)
B. Registration Fee			
1.	Registration Fee	1000.00	1000.00
	Total (A)	1000.00	1000.00
B. Institute Fee			
2.	Development	2400.00	2400.00
3.	Library & Book Bank	1750.00	1750.00
4.	Computer, Internet and Digital Communication Fee	4000.00	4000.00
5.	Sports	1000.00	1000.00
6.	Tech Fest & Creative Arts Society	1800.00	1800.00
7.	Students Welfare	1000.00	1000.00
8.	Industrial Training, Internship & Placement	2000.00	2000.00
9.	Examination	1000.00	1000.00
10.	Professional Development	3000.00	3000.00
11.	Laboratory & Project Fees	2000.00	2000.00
12.	Alumni Activity Fee	1500.00	1500.00
	Total (B)	21450.00	21450.00
C. One Time Payment at Admission			
13.	Institute Caution Money (refundable) (for All)	15000.00	--
14.	Identity Card Charges	100.00	--
15.	Final Degree Certificate Fee (not refundable)	1500.00	--
	Total (C)	16600.00	--
D. Group Insurance			
16.	Insurance Fee (Annual)	787.06	--
	Total (D)	787.06	--
	Total (A+B+C+D)	39837.06	22450.00

#### Note:

6. **An additional fee under the name of Alumni Association Membership of Rs. 1000/- would be charged in the (8th) semester.**
7. Any revision in fee by the Competent Authority will be applicable.
8. Students are required to deposit the balance of fee through online mode (preferably net banking) vide MNIT ERP portal at the time of admission. However, in special circumstances, fee may be deposited through debit card, draft etc. in the name of the **Registrar MNIT Jaipur** payable at **Jaipur**.
9. Income category will be decided on the basis of the **annual family income** (from all sources) certificate issued by the authority designated for issuing income certificate by the Government of India.
10. Alumni Association Membership Fee would be transferred to the Alumni Association account as collected.

Annexure-I (Contd...)

Fee structure for B. Tech. DASA, MEA (Education) & ICCR students of NON-SAARC and SAARC Country admitted in the session 2025-26

INSTITUTE FEE

S. No.	Head of Fee	Odd Semesters		Even Semesters	
		DASA, MEA (Education) & ICCR	DASA CIWG	DASA, MEA (Education) & ICCR	DASA CIWG
A. Registration Fee / Tuition Fee					
1.	Registration Fee	1000.00	1000.00	1000.00	1000.00
2.	Tuition Fee (other than SAARC Country)#	US \$ 8000	--	--	--
	Tuition Fee (SAARC Country)#	US \$ 4000	--	--	--
	Tuition Fee (DASA CIWG)#	--	62500.00	--	62500.00
	Total (A)	1000.00 + US \$ 8000/ US \$ 4000	63500.00	1000.00	63500.00
B. Institute Fee					
3.	Development	2400.00	2400.00	2400.00	2400.00
4.	Library & Book Bank	1750.00	1750.00	1750.00	1750.00
5.	Computer, Internet and Digital Communication Fee	4000.00	4000.00	4000.00	4000.00
6.	Sports	1000.00	1000.00	1000.00	1000.00
7.	Tech Fest & Creative Arts Society	1800.00	1800.00	1800.00	1800.00
8.	Students Welfare	1000.00	1000.00	1000.00	1000.00
9.	Industrial Training, Internship & Placement	2000.00	2000.00	2000.00	2000.00
10.	Examination	1000.00	1000.00	1000.00	1000.00
11.	Laboratory & Project Fees	2000.00	2000.00	2000.00	2000.00
12.	Alumni Activity Fee	1500.00	1500.00	1500.00	1500.00
	Total (B)	18450.00	18450.00	18450.00	18450.00
C. One Time Payment at Admission					
11.	Institute Caution Money (refundable) (for All)	15000.00	15000.00	--	--
12.	Identity Card Charges	100.00	100.00	--	--
13.	Final Degree certificate fee (one time) (Not Refundable)	1500.00	1500.00	--	--
	Total (C)	16600.00	16600.00	--	--
D. Group Insurance					
14.	Insurance Fee (Annual)	787.06	787.06	--	--
	Total (D)	787.06	787.06	--	--
Total (A+B+C+D)		36837.06 + US \$ 8000/ US \$ 4000	99337.06	19450.00	81950.00

Note:

1. An additional fee under the name of Alumni Association Membership of Rs 1000/- would be charged after (8th) semester.
2. Any revision in fee by the Competent Authority will be applicable.
3. Students are required to deposit the balance of the fee through online mode (preferably net banking) vide the MNIT ERP portal at the time of admission. However, in special circumstances, fee may be deposited through debit card, draft, etc. in the name of the Register MNIT Jaipur payable at Jaipur
4. The income category will be decided on the basis of annual family income (from all sources) certificate issued by the authority designated for issuing income certificates by the Government of India.
5. Alumni Association Membership Fee would be transferred to the Alumni Association account as collected.



## Annexure-I (Contd...)

Fee structure for B. Arch. DASA, MEA (Education) & ICCR students of NON-SAARC and SAARC Country admitted in the session 2025-26

### INSTITUTE FEE

S. No.	Head of Fee	Odd Semesters		Even Semesters	
		DASA, MEA (Education) & ICCR	DASA CIWG	DASA, MEA (Education) & ICCR	DASA CIWG
A. Registration Fee					
1.	Registration Fee	1000.00	1000.00	1000.00	1000.00
2.	Tuition Fee (other than SAARC Country)#	US \$ 8000	--	--	--
	Tuition Fee (SAARC Country)#	US \$ 4000	--	--	--
	Tuition Fee (DASA CIWG)#	--	62500.00	--	62500.00
	Total (A)	1000.00 + US \$ 8000/ US \$ 4000	63500.00	1000.00	63500.00
B. Institute Fee					
3.	Development	2400.00	2400.00	2400.00	2400.00
4.	Library & Book Bank	1750.00	1750.00	1750.00	1750.00
5.	Computer, Internet and Digital Communication Fee	4000.00	4000.00	4000.00	4000.00
6.	Sports	1000.00	1000.00	1000.00	1000.00
7.	Tech Fest & Creative Arts Society	1800.00	1800.00	1800.00	1800.00
8.	Students Welfare	1000.00	1000.00	1000.00	1000.00
9.	Industrial Training, Internship & Placement	2000.00	2000.00	2000.00	2000.00
10.	Examination	1000.00	1000.00	1000.00	1000.00
11.	Professional Development	3000.00	3000.00	3000.00	3000.00
12.	Laboratory & Project Fees	2000.00	2000.00	2000.00	2000.00
13.	Alumni Activity Fee	1500.00	1500.00	1500.00	1500.00
	Total (B)	21450.00	21450.00	21450.00	21450.00
C. One Time Payment at Admission					
14.	Institute Caution Money (refundable) (for All)	15000.00	15000.00	--	--
15.	Identity Card Charges	100.00	100.00	--	--
16.	Final Degree certificate fee (one time) (Not Refundable)	1500.00	1500.00	--	--
Total (C)		16600.00	16600.00	--	--
D Group Insurance					
17.	Insurance Fee (Annual)	787.06	787.06	--	--
Total (D)		787.06	787.06	--	--
Total (A+B+C+D)		39837.06 + US \$ 8000/ US \$ 4000	102337.06	22450.00	84950.00

### Note:

1. **An additional fee under the name of Alumni Association Membership of Rs 1000/- would be charged after (8th) semester.**
2. Any revision in fee by the Competent Authority will be applicable.
3. Students are required to deposit the balance of the fee through online mode (preferably net banking) vide the MNIT ERP portal at the time of admission. However, in special circumstances, fee may be deposited through debit card, draft, etc. in the name of the **Register MNIT Jaipur** payable at **Jaipur**
4. The income category will be decided on the basis of **annual family income** (from all sources) certificate issued by the authority designated for issuing income certificates by the Government of India.
5. Alumni Association Membership Fee would be transferred to the Alumni Association account as collected.

## Annexure-I (Contd...)

### Fee structure for B. Tech. students admitted under Study in India programme in the session 2025-26

#### INSTITUTE FEE

S. No.	Head of Fee	Odd Semesters	Even Semesters
<b>A. Registration Fee / Tuition Fee</b>			
1.	Registration Fee	1000.00	1000.00
2.	Tuition Fee	US\$ 8000	--
	<b>Total (A)</b>	<b>1000.00 + US\$ 8000</b>	<b>1000.00</b>
<b>B. Institute Fee</b>			
3.	Development	2400.00	2400.00
4.	Library & Book Bank	1750.00	1750.00
5.	Computer, Internet and Digital Communication Fee	4000.00	4000.00
6.	Sports	1000.00	1000.00
7.	Tech Fest & Creative Arts Society	1800.00	1800.00
8.	Students Welfare	1000.00	1000.00
9.	Industrial Training, Internship & Placement	2000.00	2000.00
10.	Examination	1000.00	1000.00
11.	Laboratory & Project Fees	2000.00	2000.00
12.	Alumni Activity Fee	1500.00	1500.00
	<b>Total (B)</b>	<b>18450.00</b>	<b>18450.00</b>
<b>C. One Time Payment at Admission</b>			
13.	Institute Caution Money (refundable) (for All)	15000.00	--
14.	Identity Card Charges	100.00	--
15.	Final Degree certificate fee (one time) (Not Refundable)	1500.00	--
	<b>Total (C)</b>	<b>16600.00</b>	
<b>D. Group Insurance</b>			
16.	Insurance Fee (Annual)	787.06	--
	<b>Total (D)</b>	<b>787.06</b>	--
	<b>Grant Total (A+B+C+D)</b>	<b>36837.06 + US\$ 8000</b>	<b>19450.00</b>

#### Note:

1. **An additional fee under the name of Alumni Association Membership of Rs 1000/- would be charged after (8th) semester.**
2. Any revision in fee by the Competent Authority will be applicable.
3. Students are required to deposit the balance of the fee through online mode (preferably net banking) vide the MNIT ERP portal at the time of admission. However, in special circumstances, fee may be deposited through debit card, draft, etc. in the name of the **Register MNIT Jaipur** payable at **Jaipur**
4. The income category will be decided on the basis of **annual family income** (from all sources) certificate issued by the authority designated for issuing income certificates by the Government of India.
5. Alumni Association Membership Fee would be transferred to the Alumni Association account as collected.

## Annexure-I (Contd...)

Fee structure for B.Arch. students admitted under Study in India programme in the session 2025-26

### INSTITUTE FEE

S. No.	Head of Fee	Odd Semesters	Even Semesters
<b>A. Registration Fee / Tuition Fee</b>			
1.	Registration Fee	1000.00	1000.00
2.	Tuition Fee	US\$ 8000	--
	<b>Total (A)</b>	<b>1000.00 + US\$ 8000</b>	<b>1000.00</b>
<b>B. Institute Fee</b>			
3.	Development	2400.00	2400.00
4.	Library & Book Bank	1750.00	1750.00
5.	Computer, Internet and Digital Communication Fee	4000.00	4000.00
6.	Sports	1000.00	1000.00
7.	Tech Fest & Creative Arts Society	1800.00	1800.00
8.	Students Welfare	1000.00	1000.00
9.	Industrial Training Internship & Placement	2000.00	2000.00
10.	Examination	1000.00	1000.00
11.	Professional Development	3000.00	3000.00
12.	Laboratory & Project Fees	2000.00	2000.00
13.	Alumni Activity Fee	1500.00	1500.00
	<b>Total (B)</b>	<b>21450.00</b>	<b>21450.00</b>
<b>C. One Time Payment at Admission</b>			
14.	Institute Caution Money (refundable) (for All)	15000.00	--
15.	Identity Card Charges	100.00	--
16.	Final Degree certificate fee (one time) (Not Refundable)	1500.00	--
	<b>Total (C)</b>	<b>16600.00</b>	<b>--</b>
<b>D. Group Insurance</b>			
17.	Insurance Fee (Annual)	787.06	--
	<b>Total (D)</b>	<b>787.06</b>	<b>--</b>
	<b>Grant Total (A+B+C+D)</b>	<b>39837.06 + US\$ 8000</b>	<b>22450.00</b>

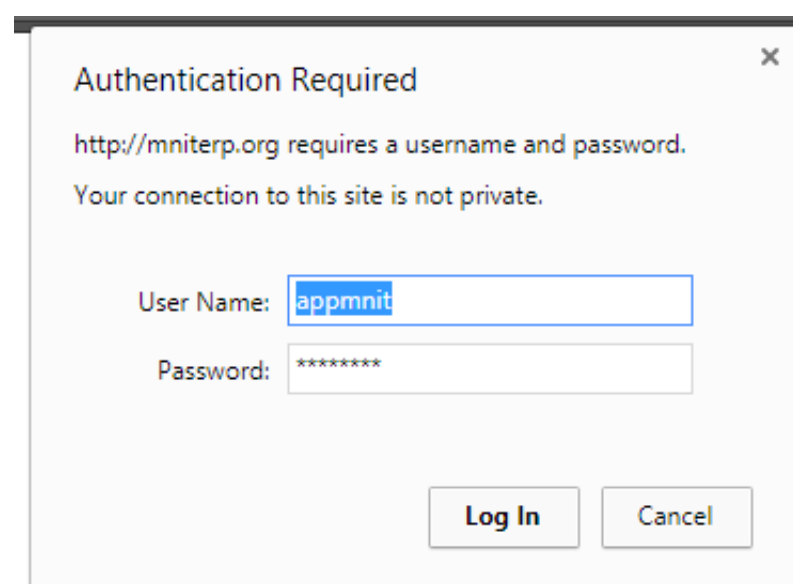
### Note:

1. **An additional fee under the name of Alumni Association Membership of Rs 1000/- would be charged after (8th) semester.**
2. Any revision in fee by the Competent Authority will be applicable.
3. Students are required to deposit the balance of the fee through online mode (preferably net banking) vide the MNIT ERP portal at the time of admission. However, in special circumstances, fee may be deposited through debit card, draft, etc. in the name of the **Register MNIT Jaipur** payable at **Jaipur**
4. The income category will be decided on the basis of **annual family income** (from all sources) certificate issued by the authority designated for issuing income certificates by the Government of India.
5. Alumni Association Membership Fee would be transferred to the Alumni Association account as collected.



## How to login into ERP?

1. Open the URL mniterp.org in your browser. You will see a login window shown as below:



Authentication Required

http://mniterp.org requires a username and password.  
Your connection to this site is not private.

User Name:

Password:

2. System will ask LDAP security credentials. Details are given as:

a. ID : **apmmit**

b. Password : **pwd8985\$**

**Note:** above user name and password are common for all students/users to reach to the student login page

3. Select the type of user to access the login screen. (**Student login for students**)



Malaviya National Institute of Technology Jaipur  
मालवीय राष्ट्रीय प्रौद्योगिकी संस्थान जयपुर



4. Login into ERP using login credentials. (Check your registered email for login details)



Malaviya National Institute of Technology Jaipur  
मालवीय राष्ट्रीय प्रौद्योगिकी संस्थान जयपुर

Welcome to Students of MNIT



Please Login

User ID

Password

Fin Year: **2023-24**

Enter Security No in the box below  
**595940**

[Forgot / Reset Password](#)

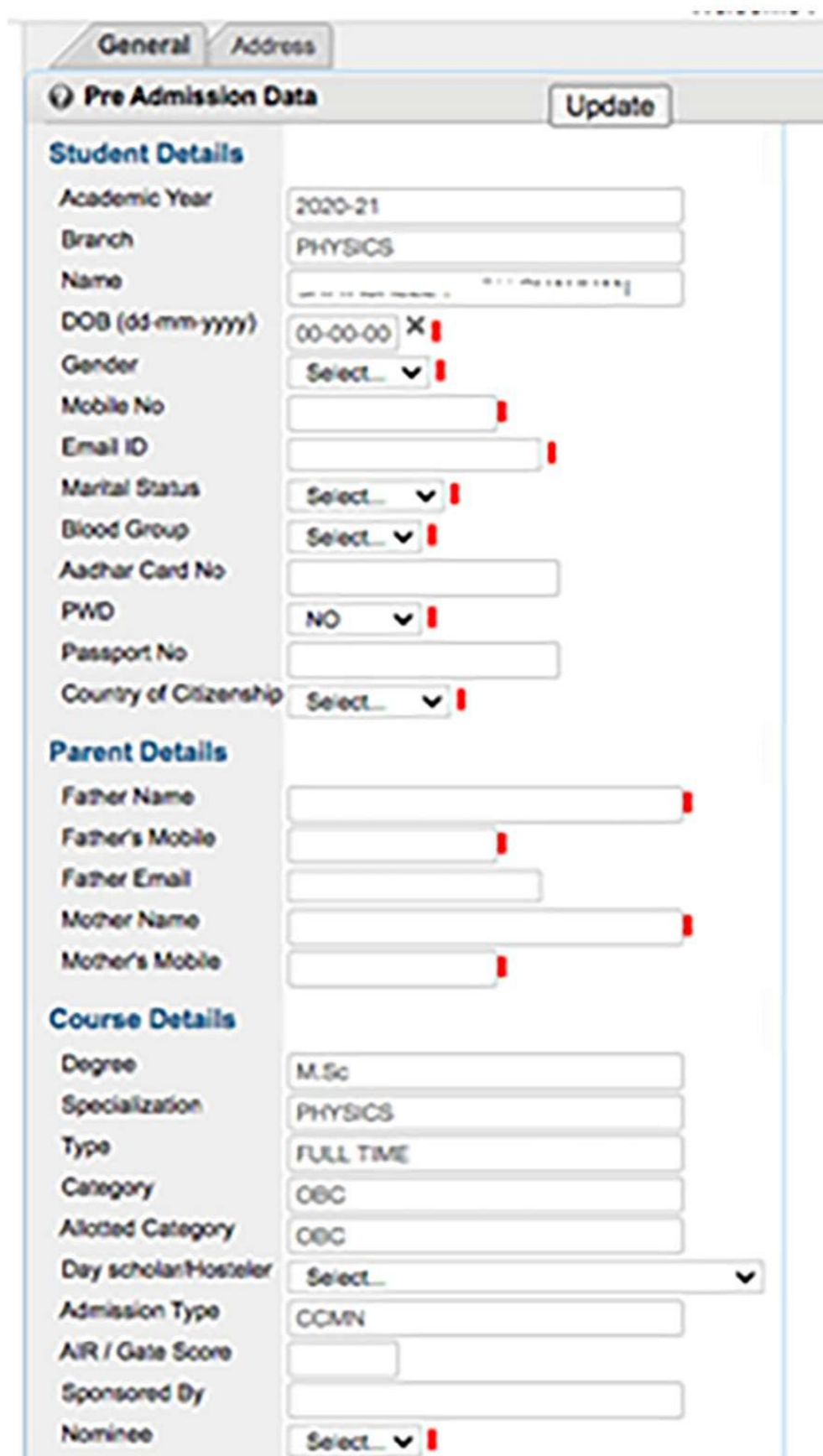
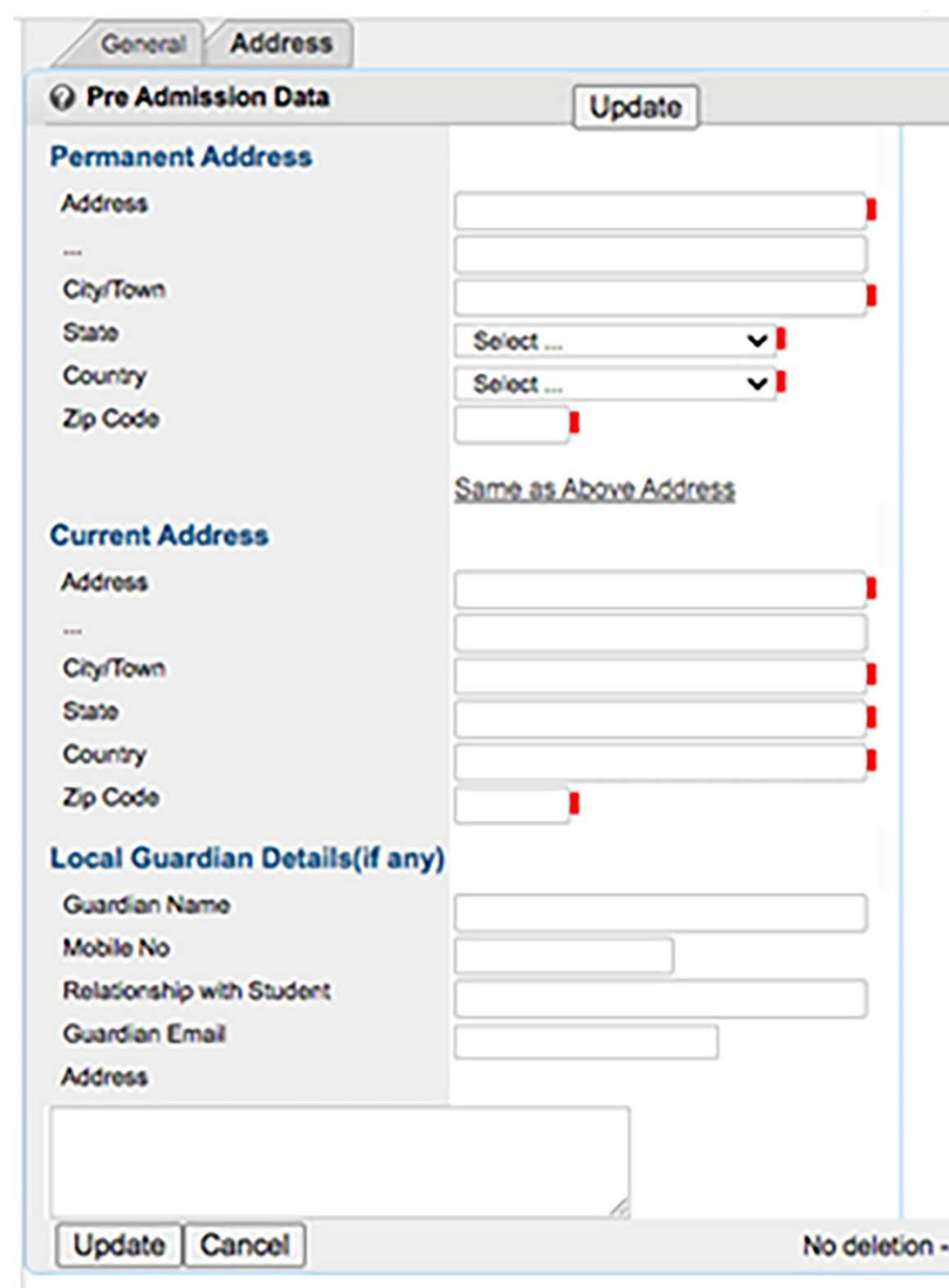
Please do not share your password  
You will be responsible for all activities.

5. MNIT ERP system will ask you to enter an OTP, sent to you on your registered email. Enter the OTP and click on " **VERIFY OTP**" button to login.



## How to submit admission form?

1. Login into your ERP account. [Follow the instruction given in **Annexure-I**]
2. After login, click 'My Profile' to open the admission form. Admission form contains two sections/tabs :
  1. General Section (Tab)
  2. Address Section (Tab)



3. After filling all the fields click on the 'Update' button to submit the admission form.

**Note:** Don't submit admission form before filling fields. You will not be able to edit the form once submitted. In case of any missing details, you may update it through Updated Profile form.

4. System will allow you to take print of your admission form.

## How to update student profile?

1. Login into your ERP account.
2. Open student profile edit form by clicking on Profile -> Update



3. Fill the student profile details
  - a. Update your personal details
  - b. Fill your permanent and current address
  - c. Family details and contacts
  - d. Scholarship bank account details (only for PG/PhD students ).  
[Note: bank account of only ICICI Bank is to be updated here. You may update this field later on also]
  - e. Upload passport size photograph (jpg) by clicking on choose file.  
[Note: File size should be less than 100 KB.]



General Missc

**Student Profile(PG)**

Student ID: 2021RCP9001

Name: HARI GYAN

Hindi Name:

Email: 2021RCP9001@mnit.ac.in

Email1:

Mobile:

Marital Status:

Blood Group:

AIR / Gate Score:

**Permanent Address**

Address:

City:

State:

Country:

Zip Code:

**Current Address**

Address:

City:

State:

Country:

Zip Code:

**Family Details**

Father Name:

Fathers Email:

Fathers Mobile:

Mother Name:

Mothers Mobile:

Guardians Name:

**Scholarship A/c Details**

Bank A/c No:

Bank Name:

**Personal A/c Details**

Bank A/c No:

Personal A/C Number (A/C Holder Should be Student.):

Personal Bank Name:

IFSC Code:

Aadhaar No:

Digilocker ID:

Country of Citizenship:

**Passport Details**

Passport No:

Valid From:

Valid To:

**Visa Details**

Visa No:

Valid From:

Valid To:

Upload image:

File: harigyan.jpg, Max limit: 100 KB

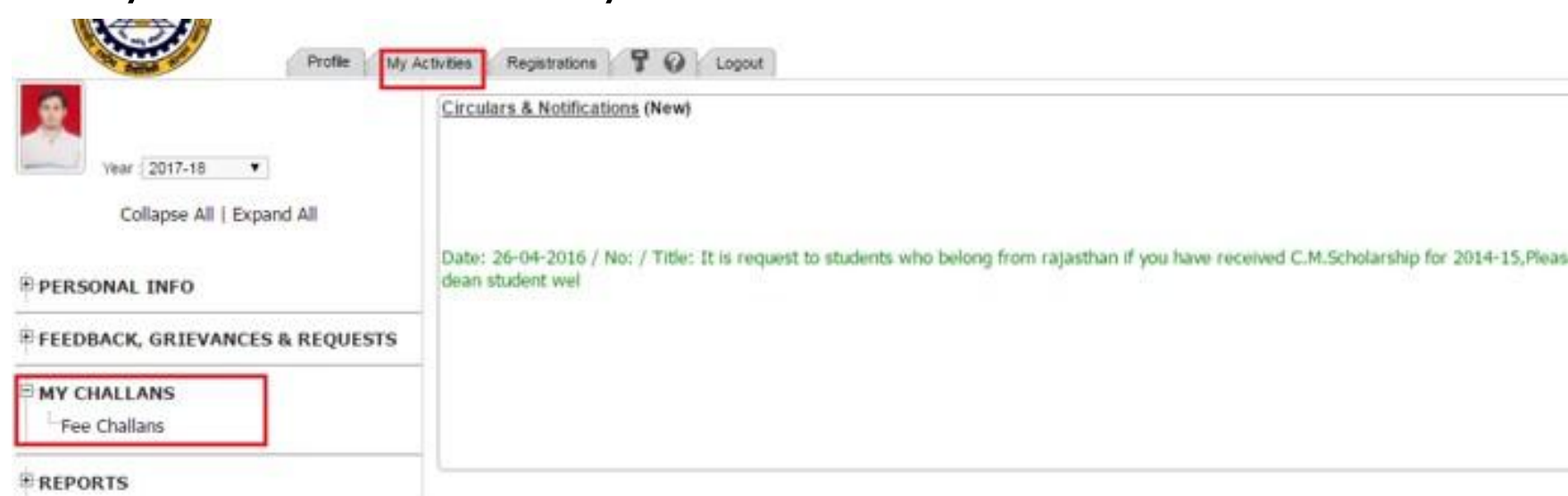
4. Click on the "Update" button to save your details.

## Print Admission Form

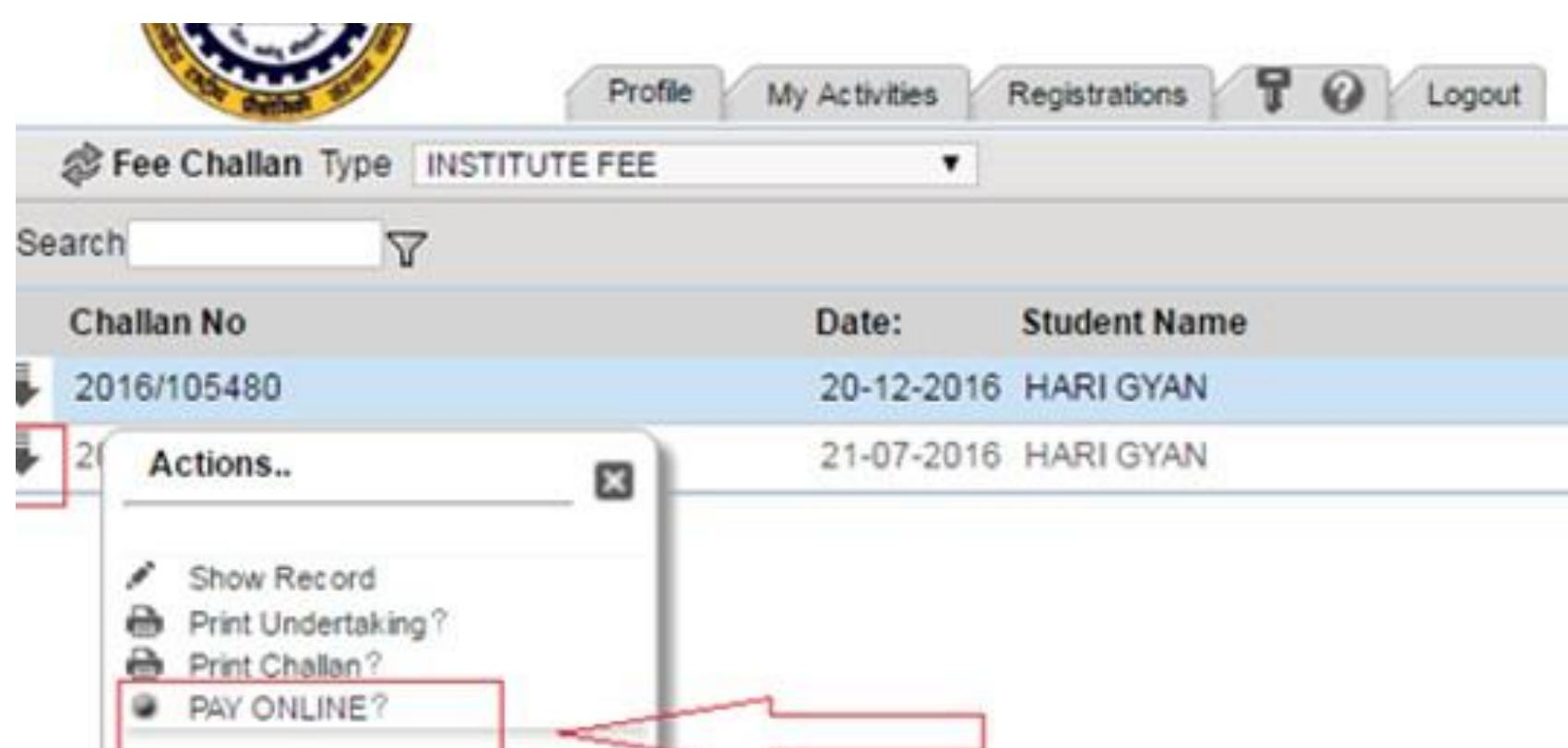
After updating your profile you will be able to print the admission form of the institute from my activities in student login.

## How to pay fee through ONLINE PAYMENT MODE?

1. Login into your ERP account.
2. Go to My Activities > My challans



3. Select your fee challan of first semester and click on action. ('Down arrow in left of challan')
4. Select '**Pay Online**' option to initiate online payment.



5. Select the payment gateway [ICICI EazyPay Gateway] link and continue to complete the fee payment.
6. Follow the instructions on the screen and complete your fee payment using any of the available payment modes:
  - a. Debit card
  - b. Net banking

**Note: Credit Card option is disabled in our payment gateway. Hence you will not be able to make the fee payment through credit card.**

7. After fee payment gateway will redirect you to the institute website, where it may ask you to enter LDAP login details again. LDAP login details are given as below, which are common for all.
  - a. User Name : appmnit
  - b. Password : pwd8985\$

## How to confirm payment Status?

1. After fee payment, Gateway will redirect you to MNIT ERP. Payment is successful if it shows a success message with the transaction ID.
2. To confirm it on the ERP, you can check the transaction ID in the transaction ID column of the challan record/list.

## What to do if payment fails?

3. If transaction ID not updated on ERP and amount debited from your bank account, you can do one of the following:
  - a) **Use Verify Eazy Pay Transaction Option on MNITERP:**
    - I. Login into your ERP account again.
    - II. Go to My Activities -> Personal -> My Challans -> Fee Challans
    - III. Click on challan action menu (Down Arrow in left side of the fee challan)
    - IV. Click on the link/button “Verify EazyPay Transaction”

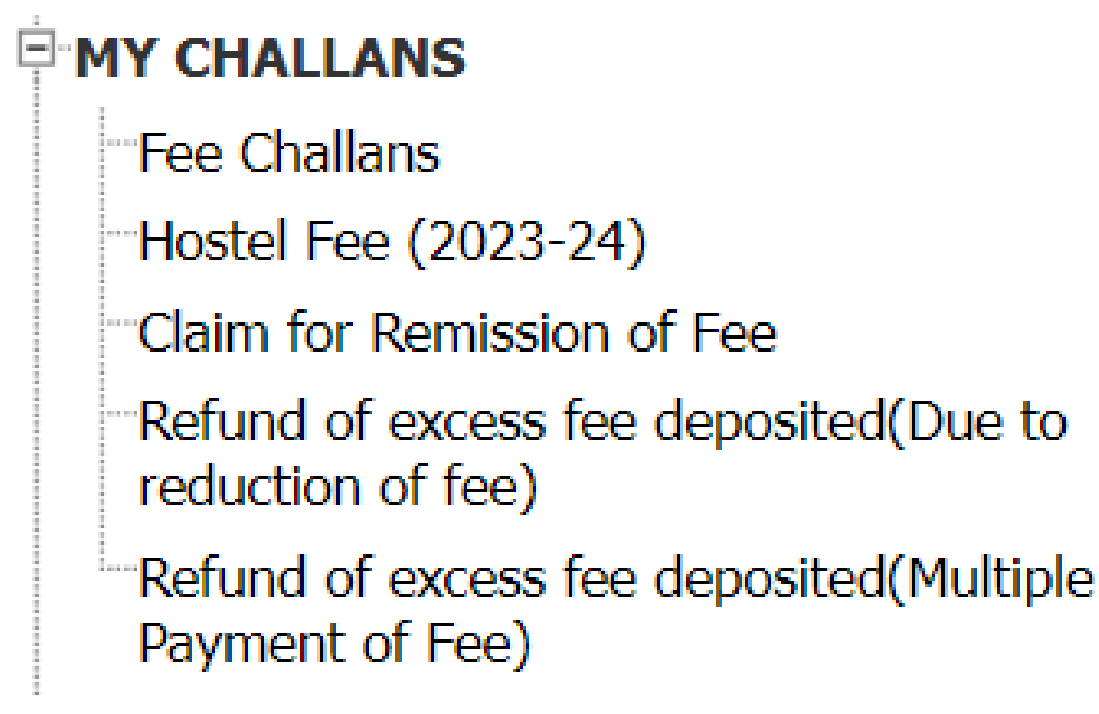
**[Note: This process will check the payment status on the payment gateway. In case of successful transaction, shall update the transaction details on the MNITERP.**

- b) **Contact Your Bank Customer Support:** If above option “**Verify EazyPay Transaction**” doesn’t update your transaction details on ERP, you may please contact to your bank customer support. Sometimes it may take 24 to 48 hours to update the transaction details on payment gateways. You may retry the verify transaction option again after sometime or write an email to [erp.acad@mnit.ac.in](mailto:erp.acad@mnit.ac.in) by mentioning your student ID

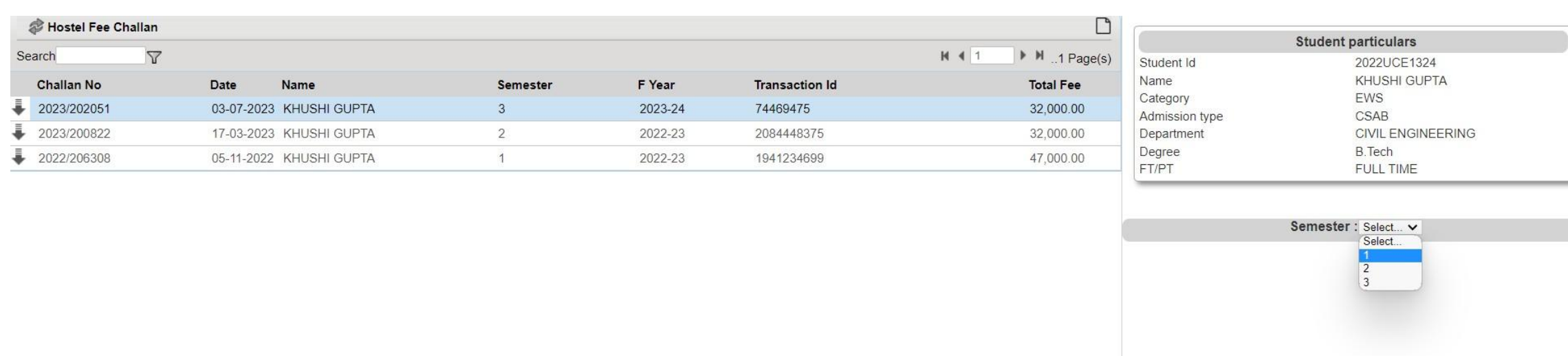


## How to Pay Hostel Fee

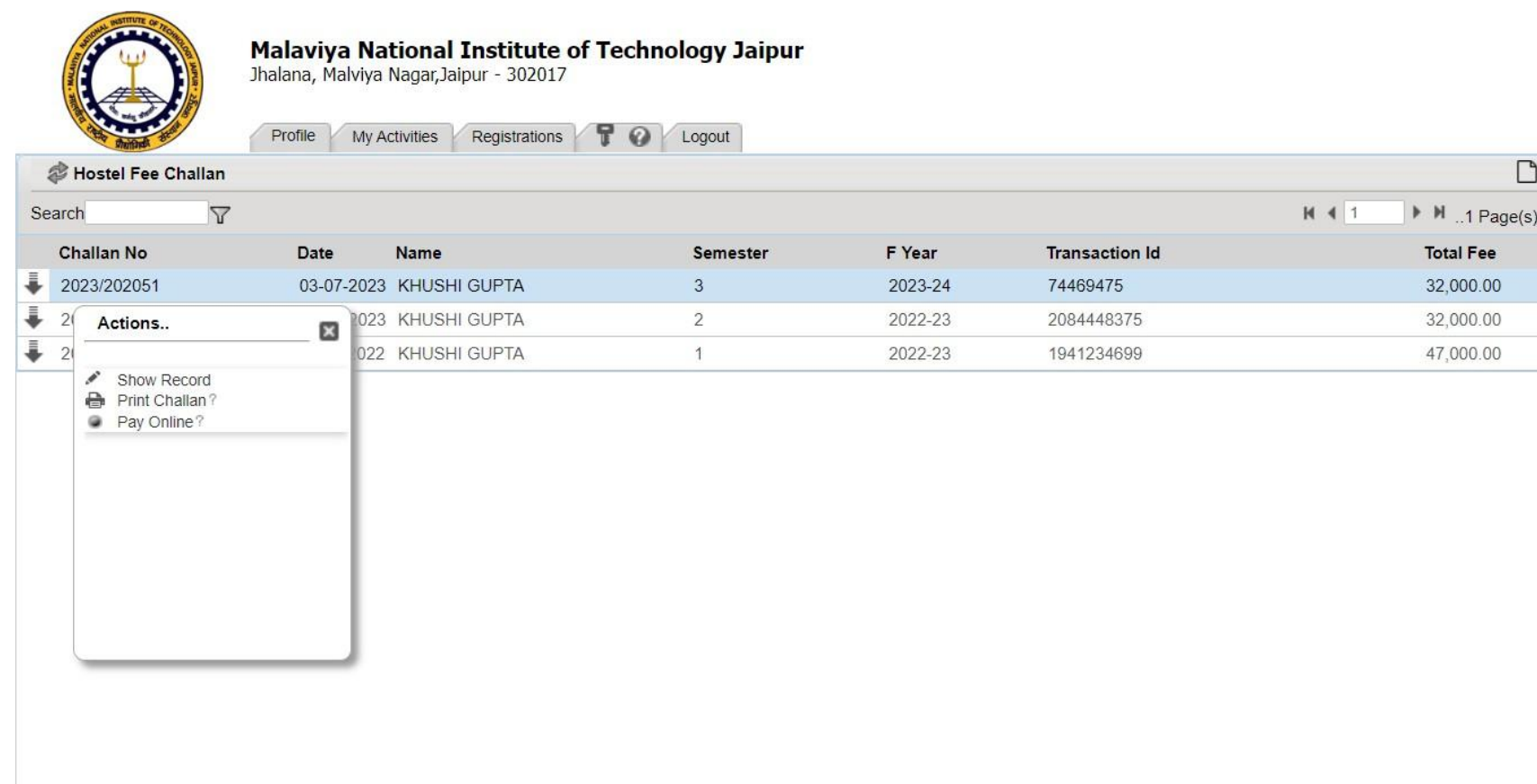
1. Open the URL [www.mniterp.org](http://www.mniterp.org) in your browser
2. Student Login > My Activities > My Challans > Hostel Fee



3. Click on Hostel Fee and create a new challan as follows.



4. To pay online, click on pay online under Actions as follows



5. How to confirm payment status?

After fee payment, Gateway will redirect you to MNIT ERP. Payment is successful if it shows a success message with the transaction ID.

To confirm it on the ERP, you can check the transaction ID in the 'Transaction ID' column of the challan record.

## How to apply for an ID Card?

- Follow the following flow chart to apply for an ID Card on ERP:  
Student Login >> My Activities >> Personal Info >> Apply for ID Card



Click the plus button (If ERP profile not update it show this message "Please update your profile" so here require to update ERP profile with all detail).

If the message is not showing click the save button which given in lower side of ID-Card window. After this status of your ID-card will show "APPLIED" in window.

- The following fields are to be filled by students on ERP for Identity cards other than default details:
  - Passport size photograph (in jpeg format)
  - Father's Email Address.
  - Father's Contact No.
  - Mother's Contact Mo.
  - Student Blood Group
  - Permanent Address with pin code/zip code
  - Whether PWD: YES/NO
  - City/District of Permanent Residence (as per certificate issued by Revenues Authorities)

**NOTE: If above details are not updated, go to 'My Profile' section/tab and update again.**



## Annexure-VI

**List of original documents along with one set of photocopies to be brought for document verification. The documents (both originals and photocopies) shall be arranged in the order given below:**

### **Students admitted through JoSAA/CSAB:**

1. Provisional Seat Allotment Letter (to be downloaded from MNIT ERP) - **Bring 2 copies.**
2. Registration form of MNIT (to be downloaded from MNIT ERP) - **Bring 1 copy.**
3. Provisional Seat Allotment Letter issued by JoSAA/CSAB.
4. Document Verification-cum-Provisional Allotment Letter.
5. Copy of Admit Card of JEE (Main) 2025 issued by NTA/CBSE/JEE (Main).
6. Score Card of JEE (Main) 2025 issued by NTA/CBSE/JEE (Main) (downloaded score card is acceptable)
7. Class X marks sheet/certificate as a proof of date of birth .
8. Class XII (High School) Board Certificate and Marks sheet of qualifying examination as proof of State code of eligibility.
  - (a) If the candidate has passed the qualifying examination from outside India then a passport is required for determining the 'State code of eligibility'.
  - (b) For Indian nationals passing the Class XII (or equivalent) examination from Nepal/Bhutan, the state code of eligibility will be determined on the basis of permanent address in India as given the passport of the candidate.
  - (c) Proof of place of examination center of the final examination from the National Open School for candidates having a Senior Secondary Certificate; this is required for determining the 'State code of eligibility'.
9. Character Certificate **(to be submitted in original)**.
10. Transfer Certificate **(to be submitted in original)**.
11. Migration Certificate **(to be submitted in original)**.
12. Medical Report in the format given on the JoSAA website **(to be submitted in original)**.
13. Category (SC/ST) certificate, in the format issued by Central Govt. or given on the JoSAA website (issued by competent authority). Certificate of the category of OBC-NCL (Centralist)/EWS, if applicable, is to be issued by the Competent Authority in the prescribed format given on the JoSAA website and should clearly mention that the candidate belongs to Non-Creamy Layer. It must be issued on or after 01/04/2025.
14. Certificate for Personals with Disabilities [PwD], if applicable. The certificate should be issued by the Competent Medical Authority as per JoSAA guidelines/format.
15. Aadhaar Card as Photo ID proof. In case of Aadhaar Card is not available Photo ID proof issued by Central Government /State Government /last attended School/12th Admit Card.
16. One passport-size photograph identical to the one pasted on the JEE (Main)-2025 application form.
17. GAP Certificate, if applicable. **(to be submitted in original)**

### **Students admitted through DASA/MEA/SII/ICCR:**

1. Provisional admission letter and DVC issued by DASA (to be downloaded from ERP).
2. Applicant's Passport, VISA, Citizenship Card, PIO Card, OCI Card [Nationals of Nepal who do not have a passport, a copy of an Authenticated Citizenship Card has to be submitted].
3. Proof for date of birth (Secondary Education Board / University Certificate [Class X or equivalent] or any certificate issued by the Government authorities).
4. Mark Sheet of 10th, 11th and 12th (or) Equivalent examinations). Prescribed admission criteria for Indian Nationals (NRIs including CWC) shall be at least two years of education, inclusive of 11th & 12th or equivalent (not beyond), in a foreign country and must pass the qualifying examination from abroad.
5. School certificate issued by competent authorities of the passing out school/college (11th and 12th Standard) or equivalent from any system of education as recognized by the Association of Indian University ([www.aiuweb.org](http://www.aiuweb.org)), Appendix-I and III (if applicable).
6. Proof of fee payment.
7. Transfer Certificate and Character/Conduct Certificate/ Leaving Certificate from School/College last studied.
8. Migration Certificate from the board.
9. JEE Main final score card showing rank/SAT Score Card.
10. One latest photograph.
11. Medical Certificate from Govt. Hospital in India (especially in respect of AIDS TEST from competent authority).
12. Student Visa (applicable for foreign nationals).
13. Proof of education in foreign country in case of PIO/OCT/NRI (School leaving certificate/Marksheets/Study Certificate as in appendix III).
14. For CIWG category- Passport of parent working in the Gulf, Visa of parent working in the Gulf as per Appendix-II, copy of parent's work permit (if any), Letter from the company of the parent working in the Gulf.

**Note: - All the printed documents should be duly signed by respective student.**

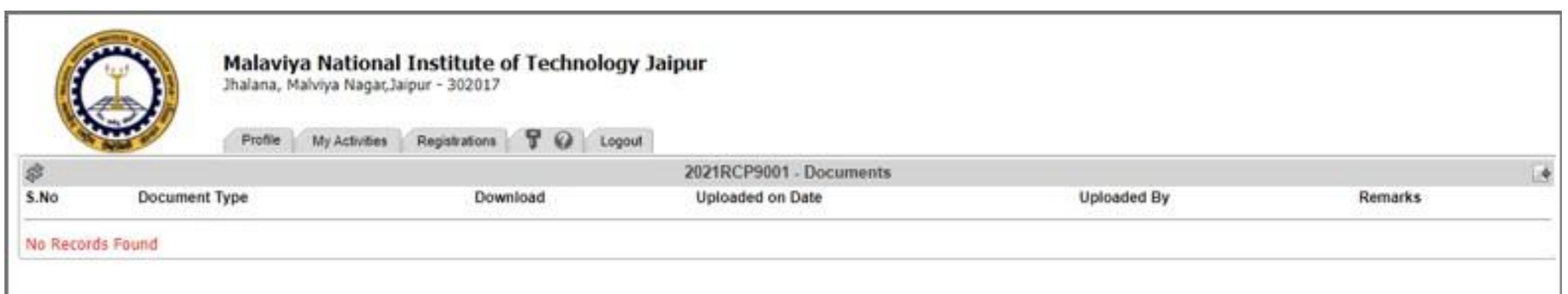


## How to upload documents on ERP

1. Login into your ERP account [Instructions given in annexure I].
2. Go to My Activities > Personal Info



3. Click on the Document Upload to open the list of documents.



4. Click on '+' Add button [top right corner of list] to open the document upload form.

The screenshot shows a web form titled 'Document Upload PG' under the 'General' tab. The form contains the following elements:

- Subject:** A text box containing 'DOCUMENTS'.
- Document Type:** A dropdown menu with a checkmark icon. The list of options includes:
  - ☐ Admit Card of JEE(Main)
  - ☐ Score Card Of JEE(Main)
  - ☐ Photo ID proof as per Govt.India
  - ☐ Hindi/English Version of Original Certificates
  - ☐ Others
- Remarks:** A large text area for entering remarks.
- Date:** A text box containing '01-02-2022' with a clear 'X' button.
- File:** A section with a 'Choose File' button and the text 'No file chosen'.
- File size limit:** A label indicating 'File: Max limit: 2000 KB'.
- Buttons:** 'Save' and 'Cancel' buttons at the bottom.

- a. Select the **type of document** you are uploading from the list.
- b. Enter the remarks about the document, if any.
- c. Select the document file in PDF format only. [size limit 200 kb.]
- d. Click on the 'Save' button to upload the file.

5. Repeat the process to upload all the documents as per the checklist.

# Address & Contact Details

**Official Address: Malaviya National Institute of Technology Jaipur, Jawahar Lal Nehru Marg, Jaipur - 302017 (Rajasthan)**

**Kindly contact during office hours from 9:30 AM - 6:00 PM (Monday-Friday)**

S.No	Name	Work/Area	Official Email ID	Contact No.
------	------	-----------	-------------------	-------------

## For General Queries on Academic Matters:

1	Mrs. Suman Rathore	Deputy Registrar	dr.acad@mnit.ac.in	9549657321
2	Shri Sudhakar Maurya	Assistant Registrar	<a href="mailto:arpg.acad@mnit.ac.in">arpg.acad@mnit.ac.in</a>	0141-2715037 9549650517
3	Mr. Rohan Mathur	Superintendent SG-II	accounts.acad@mnit.ac.in	0141-2715034 9549650448
4	Mr. Ravi Kumar Sharma	Superintendent SG-II	ravi.sharma@mnit.ac.in	9549658106

## For ERP Related Queries:

3	Mr. Rajesh Kumar Meerwal	ERP(Academic Module)	erp.acad@mnit.ac.in	9549659046
---	--------------------------	----------------------	---------------------	------------

## For UG Admission Related Queries:

4	Mr. Anil Vanjani	Sr. Superintendent	ugtwo.acad@mnit.ac.in ugone.acad@mnit.ac.in	0141-2715037 9549654865
---	------------------	--------------------	--	----------------------------

## For Hostel Related Queries:

1	Assistant Registrar (Hostels)	Hostel Management	hosteloffice@mnit.ac.in	9549891444
2	Hostel Office Staff	Hostel Room Allotment	hosteloffice@mnit.ac.in	9549659195 9782966278

S.No	Bank	Contact Information
1	State Bank of India MNIT Campus JLN Marg, Jaipur-302017	9811846434 7737233112 sbi.15921@sbi.co.in
2	ICICI Bank MNIT Campus JLN Marg, Malviya Nagar, Jaipur-302017	9887567636 <a href="mailto:deepak.moolchandani@icicibank.com">deepak.moolchandani@icicibank.com</a>



Academics Office			
S.No.	Name	Designation	Mobile No.
1	Prof. D. Boolchandani	Dean Academic	9549654229
2	Dr. Ram Dayal	Associate Dean(UG)	9782616007
3	Dr. Oayes Midda	First Year Class Coordinator	9549650466
Student Welfare Office			
1	Prof. Kanupriya Sachdeva	Dean Student Welfare	9549657337
2	Dr. Tarun Varma	Associate Dean (Students)	9549654230
3	Dr. Sandeep Shrivastava	Associate Dean (Mess)	9549654474
4	Dr. Satish Pipralia	Associate Dean (Sports)	9549658126
5	Dr. Vikas Kumar Sangal	Associate Dean (Discipline)	9549650367
6	Dr. Meenakshi Tripathi	Associate Dean (Cultural)	9549654393
Warden Boys Hostel			
1	Dr. Bharat Choudhary	H-01 (Parijat)	9718001567
2	Dr. Anirban Dutta	H-01 (Parijat)	9549650696
3	Dr. Surajit Ghosh	H- 02 ( Chaitanya)	7602339557
4	Dr. Lovjeet Singh	H-03 (Satpura)	9549652527
5	Dr. Naresh K. Raghuwanshi	H-04 (Lohit)	9993723778
6	Dr.Manoj Kumar Diwakar	H-05 (Brihaspati)	9549656031
7	Dr.Kushal Sharma	H-06(kabir)	9549650346
8	Dr.Deepak Ranjan Nayak	H-07(Drona)	7978706397
9	Dr. Rajendra Mitharwal	H-07(Drona)	8239633089
10	Dr. Gireendra Kumar	H-08(Varun)	9549650289
11	Dr. Nikhil Sharma	H-08(Varun)	9455504117
12	Dr.Virendra Kumar Saharan	H-09(Aurobindo)	9549654175
13	Dr. Satyendra Singh Chouhan	H-09(Aurobindo)	9549650273
14	Dr. Anoop Iranna Shirkol	H-09(Aurobindo)	9549658329
15	Dr. Rajnish Dhiman	H-09(Aurobindo)	9549650378
16	Dr.Anup Malik	H-15 (Aravali)	9549650950
17	Dr. Akhilesh Mathur	H-15 (Aravali)	9997111284
18	Dr. Rohidas Gangaram Bhoi	H-15 (Aravali)	9549654048
19	Dr. Shridev Devji	H-15 (Aravali)	9916866339
Warden Girls Hostel			
20	Dr. Meena Nemiwal	H-11, H-12,H-14	9549650328
21	Dr. Bhavna Shrivastava	H-11, H-12,H-14	9549650478
22	Dr. Vijayalakshmi Gosu	H-11, H-12,H-14	9549650966



# How to reach MNIT?

The Institute is located in **Malaviya Nagar on Jawahar Lal Nehru Marg, Jaipur**. Jaipur is situated in Northern India at a distance of around 260 km south of Delhi.

## **By Road :**

From National Highway 8: Which connects Jaipur to Delhi, Ajmer, Udaipur, Ahmedabad, Vadodara, and Mumbai one can reach to Sindhi Camp Bus stand. From Sindhi camp which is 10 kms away from the MNIT campus, one can take bus no. 7 and 17.

One can also get prepaid taxis too for the MNIT campus

From National Highway 11: Which connects Agra-Jaipur-Bikaner one can reach to Sindhi Camp Bus stand. From Sindhi camp which is 10 kms away from MNIT campus, one can take bus no. 7 and 17. One can also get prepaid taxis too for the MNIT campus

From National Highway 12: Which connects Jabalpur-Bhopal-Khilchipur-Aklara-Jhalawar-Kota-Bundi-Devlī-Tonk-Jaipur. One can reach to Sindhi Camp Bus stand. From Sindhi camp which is 10 kms away from the MNIT campus, one can take bus no. 7 and 17. Prepaid taxis are also available from the bus stand to the MNIT campus.

## **By Train :**

Indian railways connect Jaipur to almost all major cities of the country. There are three stops close to MNIT: one in Durgapura, about 3 kms from MNIT, from where one can hire a taxi to reach MNIT, another at Gandhinagar railway station, 1 km away from MNIT, one can hire a taxi or take a bus no. 7 and 17 to reach MNIT. The main railway station is about 13 kms from MNIT, one can take a taxi or bus no 7 to reach MNIT.

## **By Air :**

MNIT is roughly five kilometres from Sanganer airport, from there one can either hire a taxi to reach MNIT or take bus no 13 to reach Tonk Phatak and then Bus no. 7 or 17 to reach MNIT.

**Accommodation for Stay:** There are many hostels near the Institute in nearby areas such as Malviya Nagar, Gandhi Nagar, Barkat Nagar, and Raja Park where comfortable stay arrangements can be made.

## Some nearby hotels are:

### 1. Red Fox Hotel, Jaipur

Jawahar Lal Nehru Marg, Opp. MNIT College, Bajaj Nagar, Jaipur, Rajasthan 302017.0141 412 0101

<https://www.google.com/travel/hotels/s/kLnB2mDWrSfPfPxS6>

### 2. Hotel Krishna Skyline

16, Nav Durga Colony, Amit Bhardwaj Marg, Jawahar Lal Nehru Marg, Malviya Nagar, Jaipur, Rajasthan 302017 Phone no. - 9414078555.

### 3. Hotel Rang Mahal, Jaipur

Plot No,C39, Hari Marg, opposite Kardhani Shopping Centre, Block C, Malviya Nagar, Jaipur, Rajasthan 302017-0124 620 1526

<https://www.google.com/travel/hotels/s/NamUxuG1ttEqy9wV8>

### 4. Hotel Yulia- Le Amour Inn

S 33 34, Tonk Rd, Flyover, Mahaveer Nagar, Gopal Pura Mode, Jaipur, Rajasthan 302018-0141 272 4414.

<https://www.google.com/travel/hotels/s/dJcz2bxjqJvRvBJB7>

### 5. Hotel De Nada-A Luxury Stay

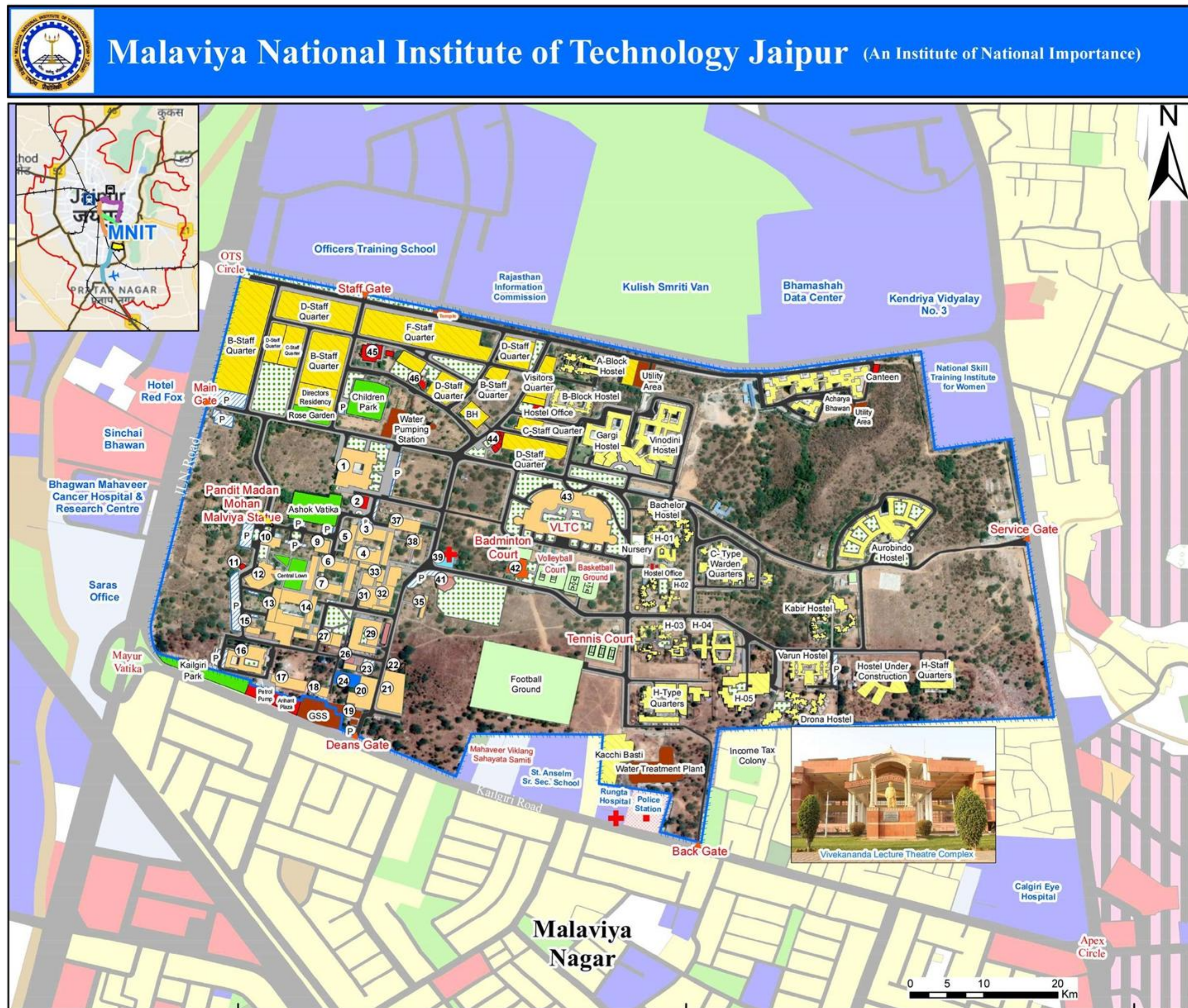
9/C, Girdhar Marg, near Fortis Hospital, Siddharth Nagar, Sector 9, Malviya Nagar, Jaipur, Rajasthan 302017

<https://g.page/hotel-de-nada-a-luxury-stay?share>



# Campus Routes and Map

The Institute is in Malviya Nagar on the Jawahar Lal Nehru Marg, Jaipur is situated in Northern India at a distance of around 260km south of Delhi.



## Important Places



- 1 Prabha Bhawan  
Directors Office  
Registrar Office  
Dean's Office  
Centralized Computer Lab  
Post Office  
ICICI Bank  
SBI Bank
- 2 Central Canteen
- 3 Department of Computer Science & Engineering
- 4 Department of Chemical Engineering
- 5 Department of Chemical Engineering
- 6 Department of Metallurgy & Physics
- 7 Department of Electrical Engineering
- 8 Department of Humanities & Social Sciences
- 9 Lecture Theater 1 To 4
- 10 Department of Management Studies
- 11 Cafe
- 12 Library
- 13 Department of Civil Engineering
- 14 Department of Mechanical Engineering
- 15 Waste To Resource & Sustainable Construction Lab
- 16 MNIT Innovation & Incubation Centre
- 17 Earthquake Lab
- 18 Advance Research Lab- Tribiology
- 19 Power House
- 20 Alumni Association
- 21 Estate Section
- 22 Scrap Yard
- 23 Motor Garage
- 24 Govt. Primary School
- 25 Department of Chemistry
- 26 Central Store
- 27 GIS Lab
- 28 Fluid Mechanics Lab
- 29 Mechanical Workshop
- 30 Building Material Store
- 31 Department of Metallurgical and Materials Engi
- 32 Materials Research Center
- 33 Lecture Theater Room
- 34 Department of Chemical Engineering
- 35 Department of Chemical Engineering East Wing
- 36 Department of Architecture & Planning
- 37 Department of Electronics and Communication Engi
- 38 Architecture Annexe Block
- 39 Dispensary
- 40 Control Room
- 41 Open Air Theater
- 42 Sports Complex
- 43 Vivekananda Lecture Theatre Complex  
Department of Mathematics  
Lecture Hall's  
Student activity center  
Gym
- 44 MNIT Shopping Center
- 45 Indradhanush Guest House
- 46 Suryoday Guest House

